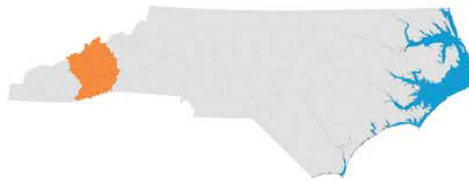


REGIONAL FACT SHEET

Includes Buncombe, Haywood, Henderson, Madison and Transylvania counties



POPULATION ²

2010 Census ¹
457,864

2012 Estimate
465,510

2020 / 2030 Projection ³
503,754 / 547,838

Female
52%

Male
48%

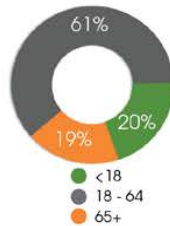
Minority
10.8%

Median Age
44.9

Age 65+
87,631

Under 18
92,041

Total Population %



HOUSING ²

Median Home Value
\$172,600

Homeowner Vacancy Rate
2.1%

Rental Vacancy Rate
7.2%

Occupied Housing Units
196,157

% of Units with No Vehicle Available
5.8%

HIGHER EDUCATION

- Montreat College
- Mars Hill University
- WCU Biltmore Park
- Lenior-Rhyne University
- AB Technical Community College
- Blue Ridge Community College
- Wingate University Hendersonville
- Haywood Community College
- UNC Asheville
- Warren Wilson
- South College
- Brevard College

LARGEST PRIVATE SECTOR EMPLOYERS ⁵

- Memorial Mission Hospital, Inc.
- Ingles Market, Inc.
- Wal-Mart Associates, Inc.
- Eaton Corporation
- The Biltmore Company
- Blue Ridge Paper Products
- Park Ridge Health
- Margaret R Pardee Memorial Hospital

ECONOMIC ²

Median Household Income
\$44,460

Per Capita Income
\$24,175

Per Capita Living Wage ⁹
\$20,584

County Property Tax ⁷
N/A

% of Families Below Poverty Level
11%

Food Insecurity Rate ⁶



LARGEST INDUSTRIES ⁴

Job Comparison	2010 / 2014		Change in Jobs	2014 Earnings Per Worker ^{with Benefits}
Government	30,367	28,947	-5%	\$56,114
Health Care and Social Assistance	29,825	32,531	9%	\$55,075
Retail Trade	24,928	26,517	6%	\$28,892
Accommodation and Food Services	20,551	23,890	16%	\$19,298
Manufacturing	18,920	19,865	5%	\$61,255
Construction	13,272	11,941	-10%	\$36,019
Other Services (except Public Administration)	10,920	11,782	8%	\$22,882
Admin, Waste Mgmt, & Remediation Services	10,438	11,633	11%	\$29,317
Professional, Scientific, & Technical Services	7,419	8,549	15%	\$50,690
Wholesale Trade	5,224	5,142	-2%	\$51,714

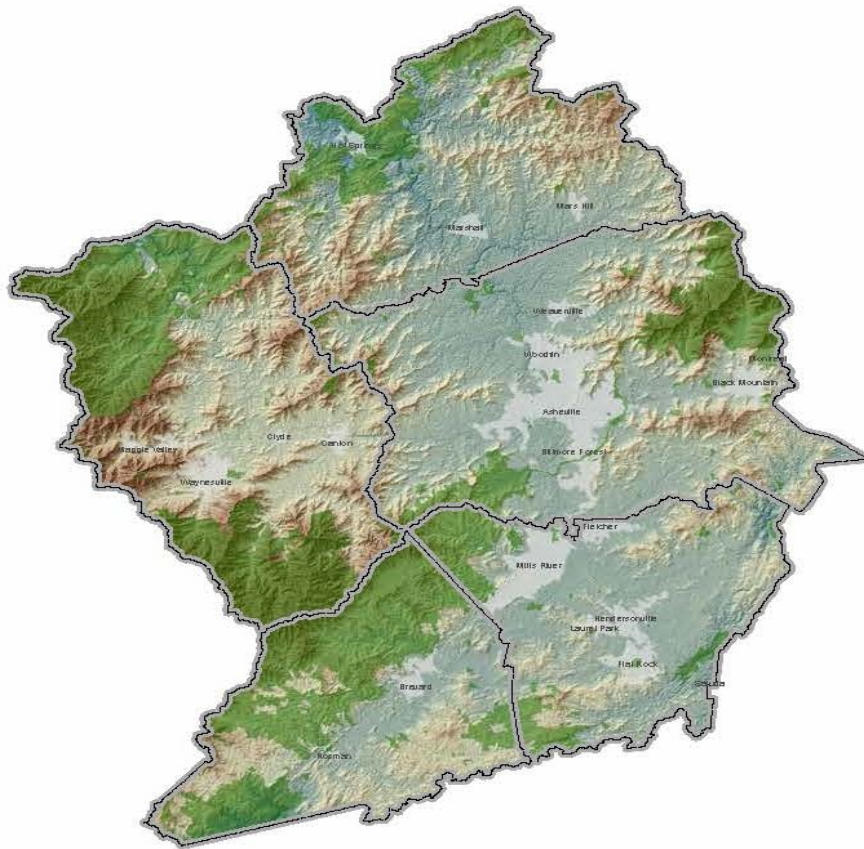
Sources
 1. US Census Bureau, 2010 Census
 2. US Census Bureau, American Community Survey, 5 Year Data, 08-12
 3. North Carolina Office of Budget and Management
 4. Economic Modeling Specialists, Intl.
 5. NC Commerce, Labor and Economic Analysis Division (April 2014)
 6. www.feedingamerica.org
 7. NC Economic Development Guide
 8. www2.fdic.gov
 9. www.livingwage.mit.edu



CEDS Implementation

Our Region includes Buncombe, Henderson, Madison and Transylvania Counties.

*Haywood County is included in the region due to the Asheville MSA



2015 Regional Service Priorities

www.landofsky.org/ceds

- High-Speed Broadband Access
 - WestNGN Broadband
 - Rural Broadband Implementation
- Infrastructure Improvements
 - Water/Sewer
 - Access Roads
 - Transportation/Highways
 - Transit/Rideshare
- Affordable Housing
 - Fair Housing
- Entrepreneurial Support/Partnerships
- Stormwater Partnership
- Regional Trails/Greenways Planning
- WorkForce Development – MAWDB